
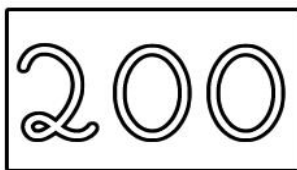



JUNTE AS LETRAS E FORME SÍLABAS:

A bee is next to the letter A. An elephant is next to the letter E. A lizard is next to the letter i. A toucan is next to the letter U.

Four empty rectangular boxes are provided for writing syllables.

1-LIGUE CADA FIGURA À SÍLABA INICIAL DO SEU NOME.



DA

DE

DI

DO

DU

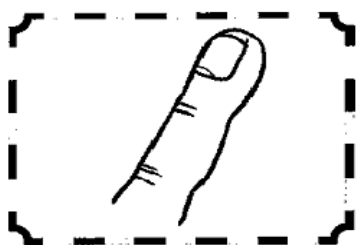


Nome: _____ Data: 18/05/2020

Professora: Hevelin

Turma: Pré-Escolar II

LIGUE OS DESENHOS À SÍLABA INICIAL.




DEDO

CA



BODE

CO




CABIDE

DA



COMIDA

DE



DADO


BO


Nome: _____ Data: 19/05/2020


Professora: Hevelin


Turma: Pré-Escolar II


- Conte e descubra quantos animais há em cada conjunto. não se esqueça de colorir os círculos de acordo com o número que você descobriu:

	
<input type="checkbox"/> <input type="checkbox"/> <input type="checkbox"/> <input type="checkbox"/> <input type="checkbox"/> <input type="checkbox"/> <input type="checkbox"/> <input type="checkbox"/> <input type="checkbox"/> <input type="checkbox"/> <input type="checkbox"/> <input type="checkbox"/> <input type="checkbox"/> <input type="checkbox"/> <input type="checkbox"/>	


	
<input type="checkbox"/> <input type="checkbox"/> <input type="checkbox"/> <input type="checkbox"/> <input type="checkbox"/> <input type="checkbox"/> <input type="checkbox"/> <input type="checkbox"/> <input type="checkbox"/> <input type="checkbox"/> <input type="checkbox"/> <input type="checkbox"/> <input type="checkbox"/> <input type="checkbox"/> <input type="checkbox"/>	

	
<input type="checkbox"/> <input type="checkbox"/> <input type="checkbox"/> <input type="checkbox"/> <input type="checkbox"/> <input type="checkbox"/> <input type="checkbox"/> <input type="checkbox"/> <input type="checkbox"/> <input type="checkbox"/> <input type="checkbox"/> <input type="checkbox"/> <input type="checkbox"/> <input type="checkbox"/> <input type="checkbox"/>	

	
<input type="checkbox"/> <input type="checkbox"/> <input type="checkbox"/> <input type="checkbox"/> <input type="checkbox"/> <input type="checkbox"/> <input type="checkbox"/> <input type="checkbox"/> <input type="checkbox"/> <input type="checkbox"/> <input type="checkbox"/> <input type="checkbox"/> <input type="checkbox"/> <input type="checkbox"/> <input type="checkbox"/>	

	
<input type="checkbox"/> <input type="checkbox"/> <input type="checkbox"/> <input type="checkbox"/> <input type="checkbox"/> <input type="checkbox"/> <input type="checkbox"/> <input type="checkbox"/> <input type="checkbox"/> <input type="checkbox"/> <input type="checkbox"/> <input type="checkbox"/> <input type="checkbox"/> <input type="checkbox"/> <input type="checkbox"/>	

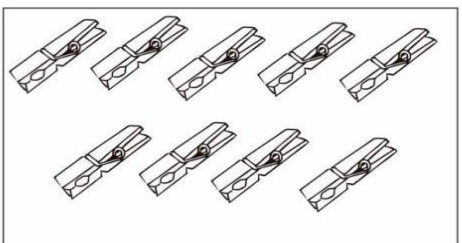
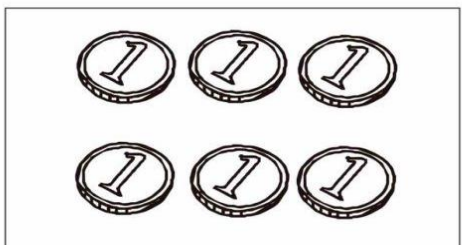

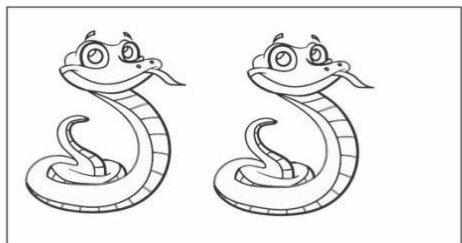

	
<input type="checkbox"/> <input type="checkbox"/> <input type="checkbox"/> <input type="checkbox"/> <input type="checkbox"/> <input type="checkbox"/> <input type="checkbox"/> <input type="checkbox"/> <input type="checkbox"/> <input type="checkbox"/> <input type="checkbox"/> <input type="checkbox"/> <input type="checkbox"/> <input type="checkbox"/> <input type="checkbox"/>	

	
<input type="checkbox"/> <input type="checkbox"/> <input type="checkbox"/> <input type="checkbox"/> <input type="checkbox"/> <input type="checkbox"/> <input type="checkbox"/> <input type="checkbox"/> <input type="checkbox"/> <input type="checkbox"/> <input type="checkbox"/> <input type="checkbox"/> <input type="checkbox"/> <input type="checkbox"/> <input type="checkbox"/>	


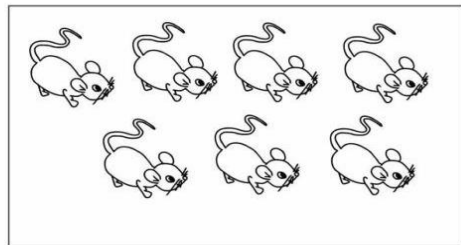

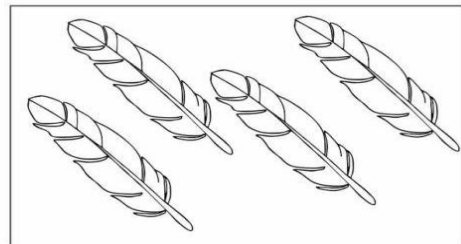

- Complete a reta numerada com os números faltosos:



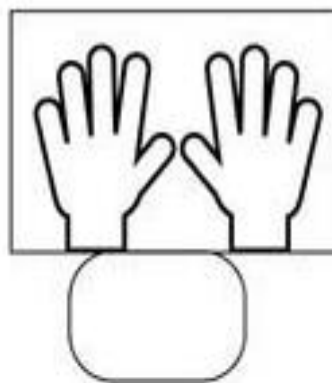

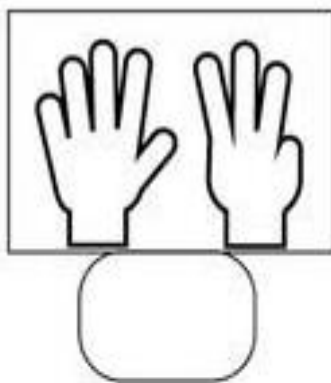
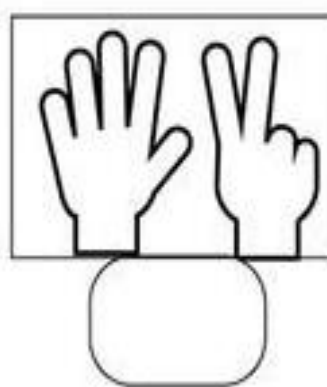
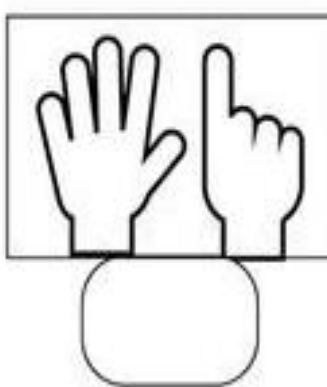
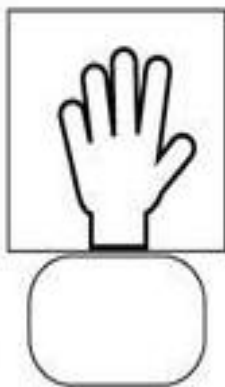
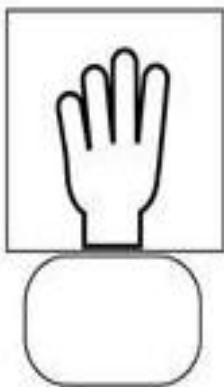
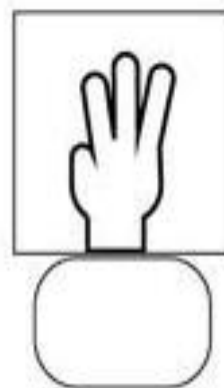

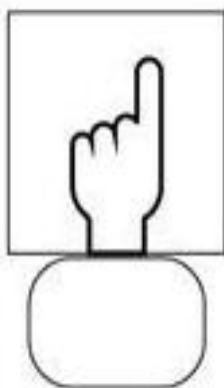
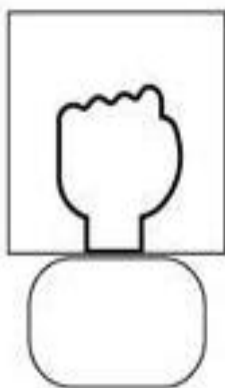
CONTE AS FIGURAS E LIGUE AO NUMERAL.



- 0
- 1
- 2
- 3
- 4
- 5
- 6
- 7
- 8
- 9



CONTE QUANTOS DEDINHOS ESTÃO LEVANTADOS E ANOTE.




Nome: _____ Data 19/05/2020

Professora: Hevelin


Turma: Pré-Escolar II

PINTE OS COELHINHOS DE ACORDO COM A QUANTIDADE INDICADA.


6




2




8



5



3



Alfabeto Maiúsculo

A B C D E F G H I J K L

M N O P Q R S T U V W

X Y Z

Alfabeto Maiúsculo

A B C D E F G H I J K L

M N O P Q R S T U V W

X Y Z

Nome: _____ Data: 20/05/2020


Professora: Hevelin

Turma: Pré-Escolar II


ESCREVA A SÍLABA INICIAL DAS FIGURAS ABAIXO:
 FA – FE – FI – FO – FU



--	--




--	--



--	--



--	--



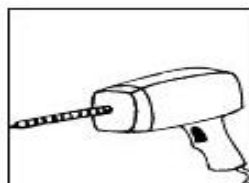
--	--



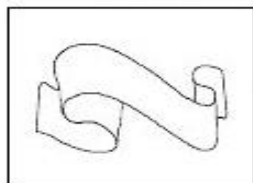
--	--



--	--



--	--



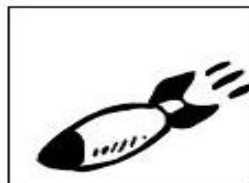
--	--




--	--



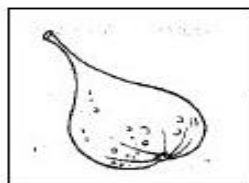
--	--



--	--



--	--



--	--



CENTRO EDUCACIONAL ANDRÉ LUIZ

Nome: _____ Data: 20/05/2020

Professora: Hevelin




Turma: Pré-Escolar II

RECORTE DE JORNAIS OU REVISTAS PALAVRAS QUE
COMECEM COM A LETRA **F**, COLANDO-AS NO ESPAÇO
ABAIXO. VOCÊ TAMBÉM PODERÁ DESENHAR, SE
PREFERIR.





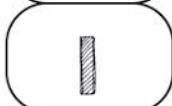








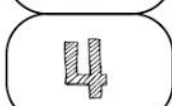











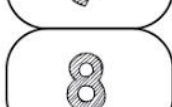
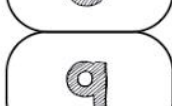
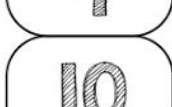
LINGUAGEM

FAMÍLIA SILÁBICA
F

LIGUE:



MATEMÁTICA LIGUE

Nome: _____ Data: 20/05/2020

Professora: Hevelin

Turma: Pré-Escolar II




HISTÓRIAS MATEMÁTICAS


 MIGUEL TEM  E 

• QUANTOS  ?

• QUANTOS  ?

• QUANTOS BRINQUEDOS MIGUEL TEM AO TODO?

 LÚCIA FOI À FEIRA E COMPROU 
E 

• QUANTAS  LÚCIA COMPROU?

• QUANTOS  LÚCIA COMPROU?

• QUANTAS FRUTAS LÚCIA COMPROU AO TODO?




Nome: _____ Data: 20/05/2020


Professora: Hevelin


Turma: Pré-Escolar II

**MÔNICA E CEBOLINHA CUIDAM MUITO BEM DO JARDIM.
ELE ESTÁ SEMPRE REPLETO DE FLORES E BORBOLETAS.**



**VAMOS PINTAR UM QUADRADINHO PARA CADA FLOR E PARA
CADA BORBOLETA E DEPOIS ESCREVER O NUMERAL.**





APARECEM MAIS FLORES OU BORBOLETAS NO DESENHO?

NÚMERO 9

1. CONTINUE A NUMERAR OS BALÕES QUE O MENINO ESTÁ SEGURANDO.




2. PINTE DE AMARELO OS QUADRADOS QUE CONTÊM O NÚMERO 9.



3. CONTINUE A DESENHAR ATÉ QUE HAJA 9 FLORES.






Observa bem o primeiro desenho.
Depois completa os outros dois.
Quando terminares, pinta os desenhos
que completaste como quiseres.



OLFATO

Fofinho(a),
Através do nariz podemos sentir o cheiro das coisas.
Ligue o nariz ao cheiro que você mais gosta de sentir.



“Como é bom sentir o cheiro das flores.”

Em cada fila, pinta o chapéu que é diferente dos outros.



O SENTIDO DO OLFATO




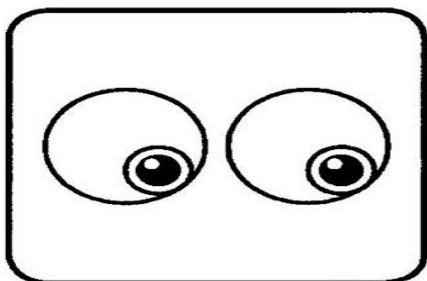

VAMOS CANTAR?

UM CHEIRINHO BEM GOSTOSO
VEM DE DENTRO DA COZINHA.
O OLFATO ME AVISA:
— NO ALMOÇO TEM GALINHA!



(cante no ritmo da música "Pirulito que bate bate")

 BRUNO É O DONO DO CACHORRO LADISLAU. OBSERVE OS ÓRGÃOS ABAIXO E PINTE O ÓRGÃO QUE BRUNO USA PARA SENTIR O CHEIRINHO DO ALMOÇO.



LIGUE... LIGUE

Ligue de acordo com sentidos.

Tato

Visão

Paladar

Olfato

Audição

