


FAMÍLIA SILÁBICA

HA HE HI HO HU


1- COMPLETE AS PALAVRAS COM O SOM INICIAL:



MBÚRGUER



LICE



POPÓTAMO



MEM



LK

Nome: _____ Data: 08/06/2020

Professora: Hevelin

Turma: Pré-Escolar II

COBRIR O NOME DOS PERSONAGENS:



HELENA




HIRO




HORÁCIO

PINTAR OS DESENHOS E COPIAR AS PALAVRAS:




H	I	P	O	P	Ó	T	A	M	O




H	I	D	R	A	N	T	E



H	A	R	P	A



H	A	M	B	Ú	R	G	U	E	R



H	O	S	P	I	T	A	L



H	O	R	T	A

Nome: _____ Data: : 08/06/2020

Professora: Hevelin

Turma: Pré-Escolar II

ha he hi ho hu
 ha he hi ho hu
 Ha He Hi Ho Hu
 Hea Hee Hei Heo Heu



HA
HE
HI
HO
HU

☛☛☛ Circule HA, HE, HI, HO e HU nas palavras abaixo:

HE

hélice **HOMEM** hotel **Hugo**
 horizonte haste honra
 horário habitante hóspede
 harpa hospital humanidade
 horta herá hiena
 hospício

☛☛☛ Cubra os pontilhados e escreva uma das palavras acima com cada sílaba:

Família Silábica

ha	he	hi	ho	hu
Hea	Hee	Hei	Heo	Heu

ha _____
 he _____
 hi _____
 ho _____
 hu _____

FAMÍLIA SILÁBICA

FORME AS SÍLABAS CORRETAMENTE:

A


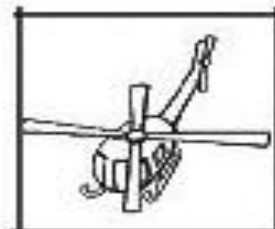
E

H

I

O

U



Nome: _____

Data: : 09/06/2020




Professora: Hevelin

Turma: Pré-Escolar II


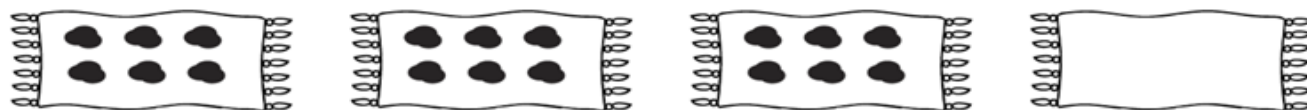
COMPARANDO AS QUANTIDADES!

1- DE ACORDO COM AS QUANTIDADES DE ELEMENTOS, COMPARE E USE OS SINAIS:

= OU \neq .



Igual ou diferente?



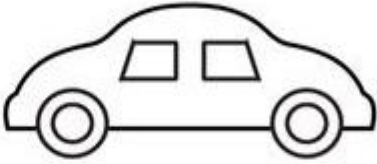



















Nome: _____ Data: 09/06/2020

Professora: Hevelin

Turma: Pré-Escolar II

Pinte a figura diferente em cada sentença

Nome: _____ Data : 09/06/2020

Professora: Hevelin

Turma: Pré-Escolar II

DESAFIOS



- Pintar a árvore diferente de vermelho, e as iguais de verde.

A VOGAL I



VAMOS CANTAR?

ESTA É A VOGAL I,
MUITO FÁCIL DE APRENDER.
ESTÁ NO ÍNDIO E NA IGREJA,
NA ILHA E NO IOIÔ!

(Música: *A canoa virou* – Faixa 10 no CD)

Solagne Valadares



 LIGUE AS FIGURAS QUE SE INICIAM COM A LETRA I À VOGAL EM DESTAQUE.



OVO




ILHA



ESQUILO



IGREJA



ABELHA



IOIÔ







ÍNDIO

Nome: _____ Data: : 10/06/2020

Professora: Hevelin

Turma: Pré-Escolar II

CIRCULE O QUE COMEÇA COM A VOGAL



De olho na Vogal I

O CASÇÃO MORRE DE MEDO
 DE CAIR DENTRO DA ÁGUA,
 MAS MÔNICA NESSA ILHA
 PESCA FELIZ E SOSSEGADA.

Gi Barbosa



I	i
J	j

1. AS VOGAIS ESCAPARAM DAS PALAVRAS. ENCONTRE-AS E COMPLETE



PE _____ XE



_____ GLU



QUE _____ JO

2. RECORTE E COLE 3 PALAVRAS ONDE APARECE A VOGAL I.

Atividades




CHICO BENTO ESTÁ COM UMA LATA DE ISCAS.

ISCA COMEÇA COM A LETRA "I".

VAMOS PINTAR OS DESENHOS QUE INICIAM COM A MESMA LETRA DE



ISCA.



FAÇA AS ADIÇÕES E DESENHE A QUANTIA PEDIDA DE FRUTOS.



$$5 + 2 =$$

$$8 + 0 =$$



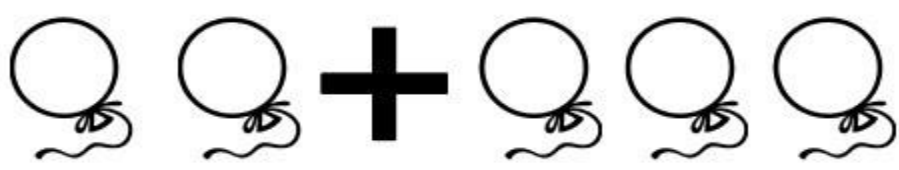

$$2 + 2 =$$

$$6 + 5 =$$





JUNTANDO TUDO



COMPLETE AS OPERAÇÕES MATEMÁTICAS E EM
SEGUIDA PREENCHA A QUANTIDADE DE BOLINHAS
CORRESPONDENTE À SOMA:

 +  =



● ● ● ● ● ○ ○ ○ ○ ○

 +  =

○ ○ ○ ○ ○ ○ ○ ○ ○ ○

 +  =

○ ○ ○ ○ ○ ○ ○ ○ ○ ○

 +  =

○ ○ ○ ○ ○ ○ ○ ○ ○ ○










Nome: _____

Data: : 11/06/2020

Professora: Hevelin

Turma: Pré-Escolar II

COMPLETE AS PEÇAS DE DOMINÓ DE MODO QUE A SOMA TOTAL SEJA A MESMA QUE APARECE NO CASCO DA TARTARUGA.



Nome: _____ Data: 12/06/2020

Professora: Hevelin

Turma: Pré-Escolar II

PINTE SOMENTE AS FRUTAS E LEGUMES



Nome: _____ Data: 12/06/2020

Professora: Hevelin

Turma: Pré-Escolar II

DESENHE NO PRATO O ALIMENTO QUE VOCÊ MAIS GOSTA:




PINTE AS FRUTAS QUE VOCÊ GOSTA:

UVA




BANANA



MORANGO



MELANCIA



Nome: _____ Data 12/06/2020



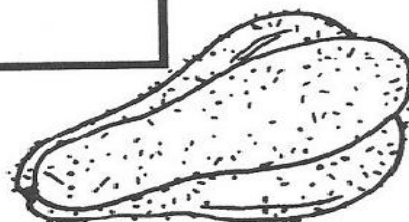


Professora: Hevelin

Turma: Pré-Escolar II

22

RECORTAR E COLAR

Escreva os nomes das frutas e legumes em cada uma das caixas.



TOMATE	BANANA
CENOURA	ABACAXI
CHUCHU	UVA

JOGO DA MEMÓRIA

RECORTE OS PERSONAGENS E JOGUE.



ZÉ HORTA




MARIA LIÇA



ZÉ HORTA




MARIA LIÇA



PEPINO




ALHO




PEPINO



ALHO




TOMATE



CENOURA




TOMATE



CENOURA



ABOBORA




BERINJELA




ABOBORA




BERINJELA




CHUCHU



PIMENTA



CHUCHU



PIMENTA

Nome: _____ Data: 12/06/2020

Professora: Hevelin










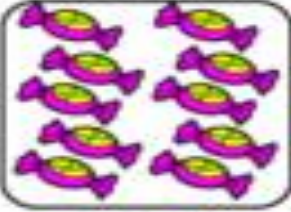
Turma: Pré-Escolar II

JOGO DA MEMÓRIA

Adição



www.smartkids.com.br

$1+0$		$1+1$	
$2+1$		$2+2$	
$3+2$		$3+3$	
$5+2$		$3+5$	
$5+4$		$5+5$	



© SMARTKIDS

Instruções:

Para brincar com o jogo da memória a qualquer hora basta imprimir essa página e colá-la em um papel grosso ou cartolina. Após secar recorte nas áreas indicadas e pronto! Boa diversão!