



Centro Educacional André Luiz

Aluno (a): _____

Professora : _____ Turma: : Prê - II Data: ____/____/____



BIDU

B



BOLA

VAMOS COBRIR O PONTILHADO:



B B B B B B B B B B
B B B B B B B B B B

VAMOS, AGORA, COMPLETAR AS PALAVRAS:



BOCA

BOCA



BALDE

BALDE



BIGODE

BIGODE

QUAIS PALAVRAS COMEÇAM COM A LETRA B?

VAMOS PINTAR AS FICHAS!



PEIXE



BICICLETA



BONÉ



LÂMPADA



Centro Educacional André Luiz

Aluno (a): _____

Professora : _____ Turma: : Prê - II Data: ____/____/____

1-Copie:

Ba Be Bi Bo Bu

ba be bi bo bu

2-Leia e copie:



bala

bebê



bala



bico



bolo

bule





Centro Educacional André Luiz

Aluno (a): _____

Professora : _____ Turma: : Prê - II Data: __/__/__

1- PINTE ABAIXO A FIGURA QUE MELHOR LHE REPRESENTA:

MENINO

OU

MENINA



2- AGORA RESPONDA COM ATENÇÃO:

SEU NOME É?

SEU SOBRENOME É?

A LETRA INICIAL DO SEU NOME É?

A ÚLTIMA LETRA É?

QUANTAS LETRAS TEM SEU NOME?



Centro Educacional André Luiz

Aluno (a): _____

Professora : _____ Turma: : Prê - II Data: __/__/__

✎ ESTE SOU EU!

✎ MEU NOME SE ESCRIVE ASSIM...

✎ E ESTA É A MINHA FAMÍLIA!

A GALINHA DO VIZINHO

BOTA OVO AMARELINHO

BOTA 1

BOTA 2

BOTA 3

BOTA 4

BOTA 5

BOTA 6

BOTA 7

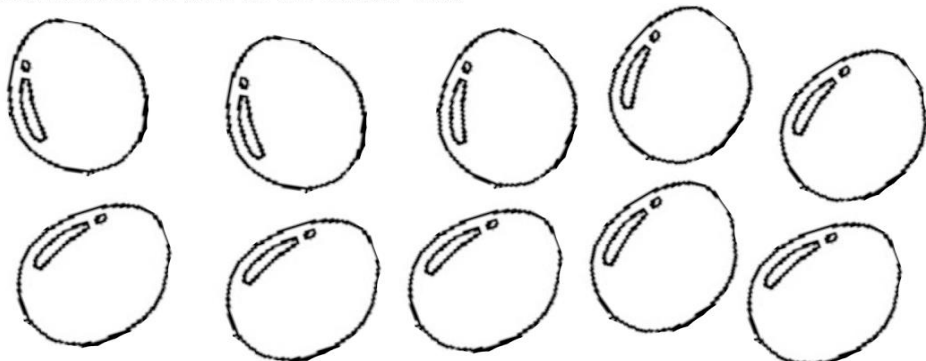
BOTA 8

BOTA 9

BOTA 10




CONTE OS OVINHOS DA GALINHA, ESCRREVENDO OS NUMERAIS DENTRO DE CADA UM.




Observa bem o algarismo que está no princípio de cada série. Pinta o número de animais correspondente.


5



4




6



2



3





O Taz fez a maior bagunça, vamos ajudar a contar as peças.




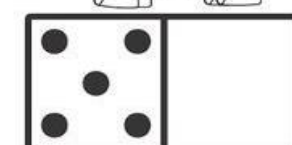
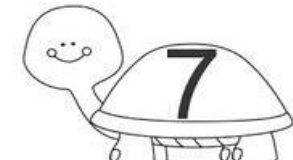
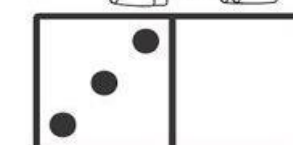



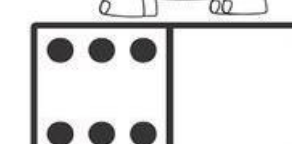

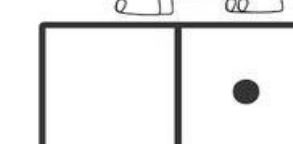

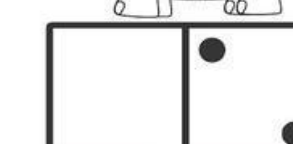
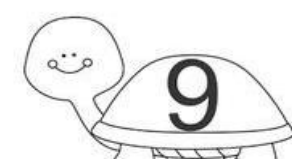
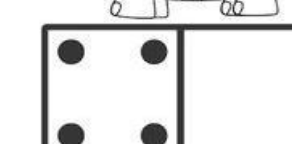

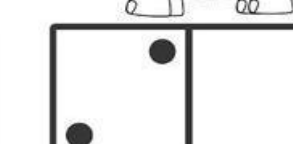

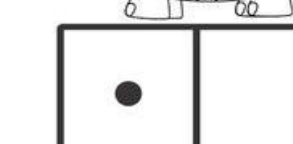
Quantos pares de meias?

Quantas camisetas?

Quantos bonés?



COMPLETE AS PEÇAS DE DOMINÓ DE MODO QUE A SOMA TOTAL SEJA A MESMA QUE APARECE NO CASCO DA TARTARUGA.

 6 	 7 	 8 
 12 	 5 	 4 
 9 	 7 	 2 










Aluno (a): _____

Professora : _____ Turma : Prê - II Data: ____/____/____

QUAL A LETRA INICIAL?

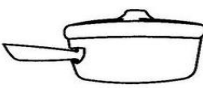












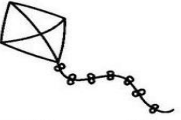
1- COM QUE LETRA COMEÇA O NOME DE CADA ANIMAL?
ESCREVA NOS TRACINHOS.



Aluno (a): _____

Professora : _____ Turma : Prê - II Data: ____/____/____

P QUEBRA - CABEÇA B

	PANELA		BORBOLETA
	POTE		PAPAGAIO
	PIABA		PALHAÇO
	BONECA		PANDEIRO
	PIPOCA		BIGODE
	PAVÃO		POMBA
	PIANO		PIPA



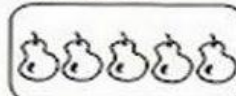




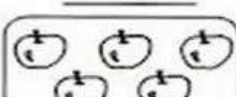















Aluno (a): _____

Professora : _____ Turma : Prê - II Data: ____ / ____ / ____

ADICIONANDO CONJUNTOS

1) FAÇA AS ADIÇÕES DOS CONJUNTOS. JÁ COMECEI.












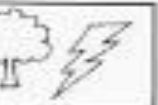




	+		=	
<u>4</u>		<u>1</u>		<u>5</u>
	+		=	
	+		=	
	+		=	
	+		=	
	+		=	
	+		=	



Aluno (a): _____

Professora : _____ Turma : Prê - II Data: ____ / ____ / ____

MODELO:

			
	2	5	7
			
			
			



Aluno (a): _____

Professora : _____ Turma : Prê - II Data: ____/____/____

1- QUANTAS LETRAS TEM O ALFABETO?



2- ENUMERE CADA LETRA DENTRO DAS PLAQUINHAS E DESCUBRA.

A	B	C	D	E	
1					
F	G	H	I	J	K
L	M	N	O	P	Q
R	S	T	U	V	W
X	Y	Z			




Aluno (a): _____

Professora : _____ Turma : Prê - II Data: ____/____/____

AJUDE ANINHA A CHEGAR À CASA DE ANDRÉ PINTANDO O CAMINHO QUE TENHA PALAVRAS QUE SE INICIAM COM A LETRA A.



	ÁRVORE	ANEL	
CASA	BOLO	LATA	AVENTAL
ANJO	AGULHA	ANZOL	ABACAXI
ASA	BOLA	CARRO	UVA
ABACATE	APITO	AMOR	ARTE





ADICIONANDO CONJUNTOS

1) FAÇA AS ADIÇÕES DOS CONJUNTOS. JÁ COMECEI.

	+		=	
--	---	--	---	--

<u>4</u>	+	<u>1</u>	=	<u>5</u>
	+		=	

<u> </u>	+	<u> </u>	=	<u> </u>
	+		=	

<u> </u>	+	<u> </u>	=	<u> </u>
	+		=	

<u> </u>	+	<u> </u>	=	<u> </u>
	+		=	

<u> </u>	+	<u> </u>	=	<u> </u>
	+		=	

<u> </u>	+	<u> </u>	=	<u> </u>
-----------------	---	-----------------	---	-----------------



MODELO:



2	5	7










COLORINDO...

1-PINTE DE ACORDO COM A LEGENDA:



AMARELO



AZUL



VERMELHO



VERDE



ROXO



LARANJA



COMPLETE AS SEQUÊNCIAS



0		2		4		☆
---	--	---	--	---	--	---



	1		3		5		☺
--	---	--	---	--	---	--	---



5		7		9		☺
---	--	---	--	---	--	---



	6		8		10		☺
--	---	--	---	--	----	--	---



Centro Educacional André Luiz

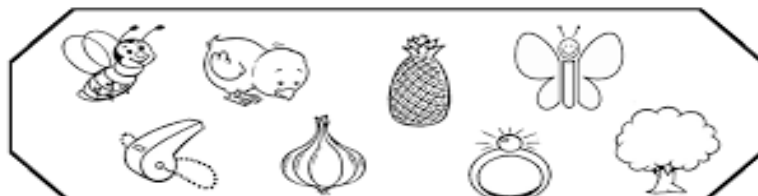
Aluno (a): _____

Professora : _____

Turma: : Pré - II Data: ____/____/____

1- PINTE OS DESENHOS COM NOMES INICIADOS PELA VOGAL DESTACADA.

A



E



I



O



U



Centro Educacional André Luiz

Aluno (a): _____

Professora : _____

Turma: : Pré - II Data: ____/____/____

1-ESCREVA A LETRA INICIAL DO NOME DE CADA DESENHO.

